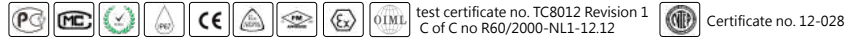


# H8C

## FEATURES

- Nickel plated alloy steel IP67 shear beam load cell (100 kg, 250kg are bending beam load cells)
- Adhesive sealed
- Suitable platform weighing, bed weighing, etc.
- High accuracy
- High reliability
- Current calibrated (sc-option)

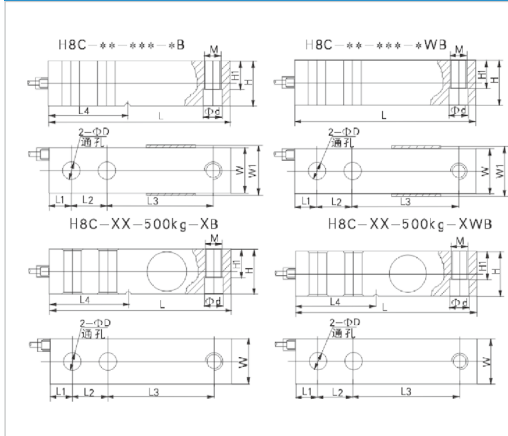


## SPECIFICATION

Maximum capacity (E <sub>max</sub> )	t klb	0.5/1/2/2.5/3/4/5/6/7.5				
		1/1.5/2/2.5/3/4/5/7.5/10/20				
Accuracy class		C3	C4	C5	A5M	B10M
Approvals		OIML R60 C3	OIML R60 C4	OIML R60 C5	III 5000 Multiple	III L 10000 Multiple
Maximum number of load cell intervals (nLC)		3000	4000	5000	5000	10000
Ratio of minimum LC verification interval Y=E <sub>max</sub> / V <sub>min</sub>		10000	14000	18000	15000	10000
Combined error	%FS	±0.020	±0.018	±0.010	±0.026	±0.050
Creep	%FS/30min	±0.016	±0.012	±0.010	±0.017	±0.040
Temperature effect on sensitivity	%FS/10°C	±0.011	±0.009	±0.008	±0.013	±0.040
Temperature effect on zero	%FS/10°C	±0.015	±0.010	±0.007	±0.014	±0.020
Output sensitivity (=FS)	mV/V	3.0±0.003		2.0±0.002		
Input resistance	Ω	350±3.5				
Output resistance	Ω	350±3.5				
Insulation resistance	MΩ	≥ 5000 (50VDC)				
Zero balance	%FS	±1.0				
Compensated temperature	°C	-10~+40				
Operating temperature	°C	-35~+70				
Excitation, recommended voltage	V	5~12 (DC)				
Excitation maximum	V	18 (DC)				
Safe overload	%FS	150				
Ultimate overload	%FS	300				
Recommended torque on fixation	N.m	M12: 100, M18: 200, M24: 700				
Ingress protection (according to EN 60529)		IP67				
ATEX classification (optional)	Operating temperature	°C			-20~+40	
		IIIG Ex ia IIIC T4			IIID Ex iaD20 T73°C	
					IIIG Ex nL II C T4	

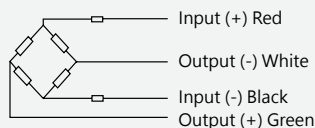
"S1" Output Sensitivity is 2.0±0.002MV/V

## DIMENSIONS IN MM



Dimension Capacity	L	L1	L2	L3	L4	H	Dimension Capacity	H1	W	W1	D	d	M
0.5t-2t	130.0 (5.12)	15.8 (0.62)	25.4 (1.0)	76.2 (3.0)	54.2 (2.13)	31.8 (1.25)	0.5t-2t	15.8 (0.62)	31.8 (1.25)	34.0 (1.34)	13.5 (0.53)	13.5 (0.53)	M12×1.75
1K-4K	130.0 (5.12)	15.8 (0.62)	25.4 (1.0)	76.2 (3.0)	54.2 (2.13)	31.8 (1.25)	1K-4K	15.8 (0.62)	31.8 (1.25)	34.0 (1.34)	13.5 (0.53)	13.5 (0.53)	1/2-20UNF
5KSE	130.0 (5.12)	15.8 (0.62)	25.4 (1.0)	76.2 (3.0)	54.2 (2.13)	31.8 (1.25)	5KSE	15.8 (0.62)	31.8 (1.25)	34.0 (1.34)	13.5 (0.53)	13.5 (0.53)	1/2-21UNF
2.5t-5t	171.5 (6.75)	19.1 (0.75)	38.1 (1.5)	95.3 (3.75)	77.2 (3.04)	38.1 (1.5)	2.5t-5t	18.8 (0.74)	38.1 (1.5)	40.0 (1.57)	19.8 (0.78)	19.8 (0.78)	M18×1.5
5K-10K	171.5 (6.75)	19.1 (0.75)	38.1 (1.5)	95.3 (3.75)	77.2 (3.04)	38.1 (1.5)	5K-10K	18.8 (0.74)	38.1 (1.5)	40.0 (1.57)	19.8 (0.78)	19.8 (0.78)	3/4-16UNF
10t	222.3 (8.75)	25.4 (1.0)	50.8 (2.0)	120.7 (4.75)	101.6 (4)	50.8 (2.0)	10t	25.4 (1.0)	50.8 (2)	52.4 (2.06)	26.9 (1.06)	26.0 (1.02)	M24×2
20K	222.3 (8.75)	25.4 (1.0)	50.8 (2.0)	120.7 (4.75)	101.6 (4)	50.8 (2.0)	20K	25.4 (1.0)	50.8 (2)	52.4 (2.06)	26.9 (1.06)	26.0 (1.02)	1-12UNF
500kg	130.0 (5.12)	15.8 (0.62)	25.4 (1.0)	76.2 (3.0)	54.2 (2.13)	31.8 (1.25)	500kg	15.8 (0.62)	31.8 (1.25)	34.0 (1.34)	13.5 (0.53)	13.5 (0.53)	M12×1.75

## WIRING



- Shielded, 4 conductor cable
- Cable diameter: Φ5mm
- Standard cable length for 100kg - 2t: 4m and 6m for the higher capacities
- Shield is not connected to the element